

## CTE Employment Outcomes Survey for Certificate & Degree Completers 2014 Shasta College Summary Results – TOP Codes 15xx and 49xx

### Background


Students from Shasta College who earned a certificate of 6 or more units or a degree in 2012-2013 were surveyed in the summer of 2014. The survey was administered first by telephone then by e-mail, addressed student perceptions of their CTE program, employment outcomes, and how their coursework and training relate to their current career.

The sample consisted of 778 certificate/degree completers, 29 of whom responded by e-mail (9.9%) and 265 by telephone (90.1%), for a total response rate of 37.8%. This brief examines results for 48 completers in TOP codes 15xx and 49xx for General Education and Humanities.

### Results

- Respondents were asked what their primary reason was to study at Shasta College. Almost half (41.7%) indicated their primary reason was to earn a certificate and transfer. Many (39.6%) selected earn transferable units (with or without a degree). Some (14.6%) indicated earn a certificate or degree but not to transfer. A couple (4.2%) took classes for self-enrichment only. Figure 1 shows the results.

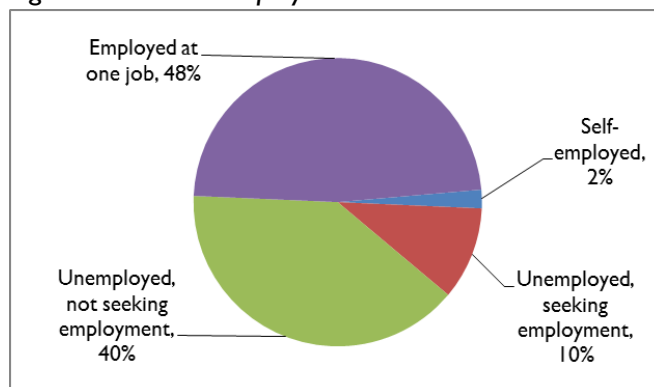
Figure 1 Primary reason for studying at Shasta College



- 50.0% of former students were “very satisfied” with the education and training they received at Shasta College, and 45.8% were “satisfied,” for an overall satisfaction rate of 95.8%.

- 79.2% of respondents indicated they transferred to pursue a Bachelor’s Degree. Of those who transferred, two-thirds transferred within the same field and one-third transferred into a different major.
- 50% of respondents are employed for pay. Figure 2 represents the status of certificate/degree completers.

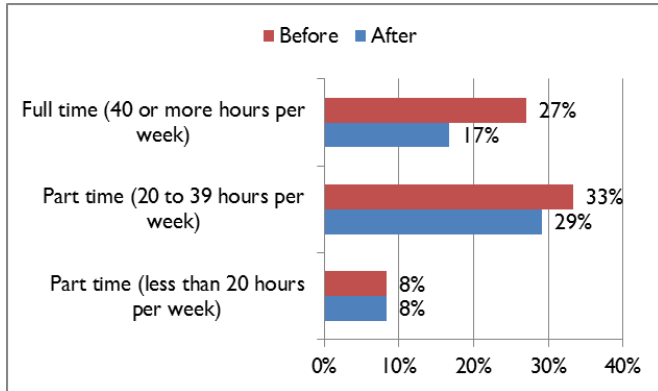
Figure 2 Current Employment Status



- Respondents were asked, if currently employed, how closely related their job is to their field of study at Shasta College. Almost half (45.8%) indicated their job is not closely related to their studies. More than one-fourth (29.2%) stated “very close” to their studies and training and one-fourth (25.0%) indicated “close” to their studies.
- Of those respondents who engaged in a job search after finishing their studies, 72.7% reported finding a job and 27.3% of respondents were still looking (the remaining respondents were not looking or were already employed). Of those with a successful job search, 87.5% found a job within three months.
- Before earning a degree or certificate, 27.1% of respondents worked full-time. After earning a degree or certificate, 16.7% work full-time. Figure 3 shows the results.

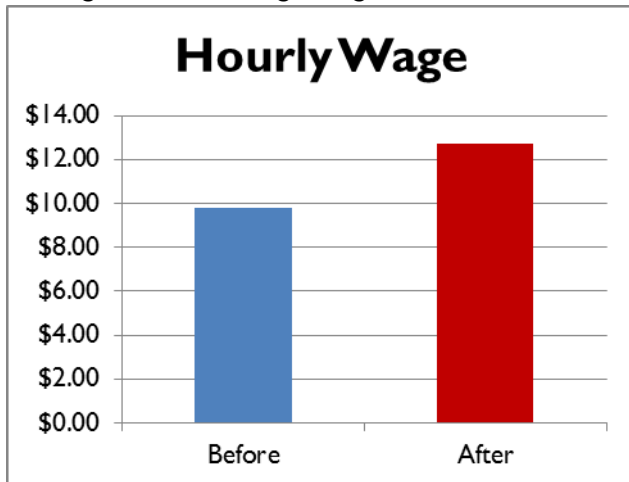
## CTE Employment Outcomes Survey for Certificate & Degree Completers 2014 Shasta College Summary Results – TOP Codes 15xx and 49xx

*Figure 3 Work status before studies/training and after earning a degree/certificate*



- The hourly wage of completers increased 30% from before their studies (\$9.78) to their hourly wage after completing a degree/certificate (\$12.72). See Figure 4 below.

*Figure 4 Increase in earnings from before studies and training to after earning a degree or certificate*



Job titles of the 48 completers in General Education and Humanities include: Analyst, Associate Teacher, Bilingual after School Program Director, Busser, Cashier, Crew Member, Customer Service Associate, Hair Stylist, Human Resource Management, Lab Assistant, Meter Reader, Office Administrator, PC Technician, Production Assistant, Recreation Assistant Regional Director, Registered Nurse, Rehabilitation Technician, Sales Clerk, Server, Site Coordinator, and Teller.

### Summary and Conclusions

The results of the survey show that earning a certificate or degree is related to positive employment outcomes. Over three-fourths (79%) of respondents indicated they transferred to pursue a Bachelor's Degree. Half of certificate/degree completers are employed, and more than half (54%) are working in the same field as their studies. Prior to earning a degree, 27% worked full-time. After earning a degree, full-time employment subsided to 17%. On average, certificate/degree completers posted a 30% increase in their hourly wage after earning their credential and the vast majority were satisfied with the education and training they received at Shasta College.

This survey was developed and summarized by Marc Beam, Director Research and Planning, Shasta College on July 8, 2014. For further information contact the office of Research and Planning, at (530) 242-7670.

Prepared by Tracy Jennings  
Shasta College office of Research and Planning  
July 8, 2014