

## CTE Employment Outcomes Survey for Certificate & Degree Completers 2014 Shasta College Summary Results – All Vocational Programs

### Background

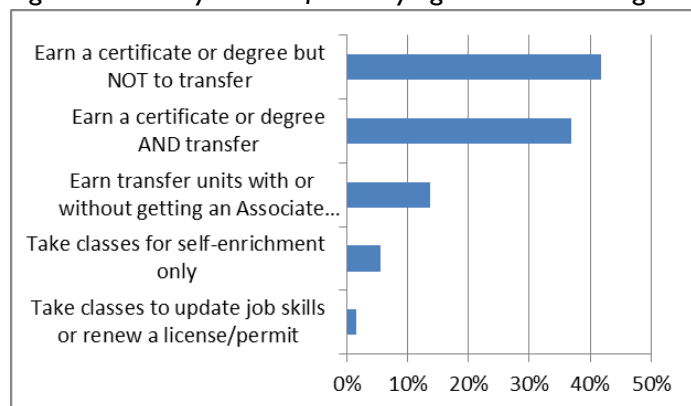
Students from Shasta College who earned a certificate of 6 or more units or a degree in 2012-2013 were surveyed in the summer of 2014. The survey was administered first by telephone then by e-mail, addressed student perceptions of their CTE program, employment outcomes, and how their coursework and training relate to their current career.

The survey consisted of 548 vocational certificate/degree completers, 15 of whom responded by e-mail (6.1%) and 231 by telephone (93.9%), for a total response rate of 246 (44.9%).

### Results - Overall

- Respondents were asked what their primary reason was to study at Shasta College. Almost half (41.9%) indicated their primary reason was to earn a certificate or degree but not to transfer. Over one-third (37.0%) selected to earn a certificate or degree and transfer. Thirty-four (13.8%) specified to earn transfer units with or without getting a degree. Eighteen (7.3%) selected update job skills or personal enrichment. Figure 1 shows the results.

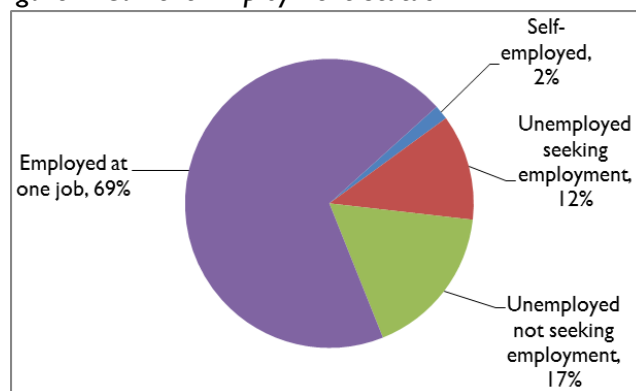
Figure 1 Primary reason for studying at Shasta College



- 60.6% of former students were “very satisfied” with the education and training they received at Shasta College, and 33.7% were “satisfied” for an overall satisfaction rate of 94.3%.

- 31.7% of respondents indicated they transferred to pursue a Bachelor’s Degree. Of those who transferred, two-thirds (66.7%) transferred within the same field and one-third (33.3%) transferred into a different major.
- 71.0% of respondents are employed for pay. Figure 2 represents the status of certificate/degree completers.

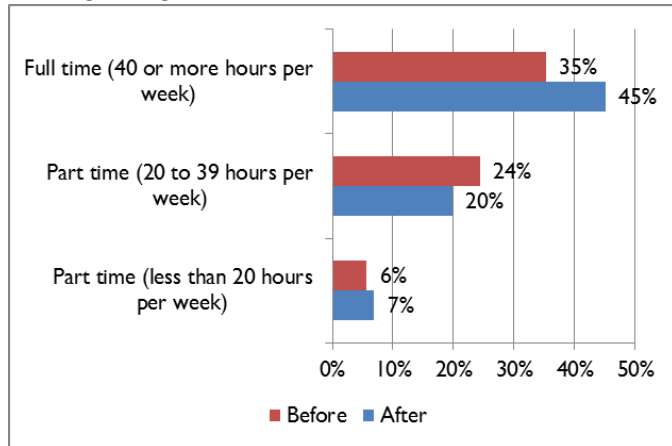
Figure 2 Current Employment Status



- Respondents were asked, if currently employed, how closely related their job is to their field of study at Shasta College. Two-thirds (66.7%) indicated they are working in the same field as their studies and training, and one-third (31.0%) indicated their job is not related to their studies.
- Of those respondents who engaged in a job search after finishing their studies, 76% reported finding a job and 24% were still looking (the remaining respondents were not looking or were already employed). Of those with a successful job search, 91.9% found a job within six months (72.1% within three months).
- Before earning a degree or certificate, 35.4% of respondents worked full-time. After earning a degree or certificate, 45.1% work full-time. Figure 3 shows the results.

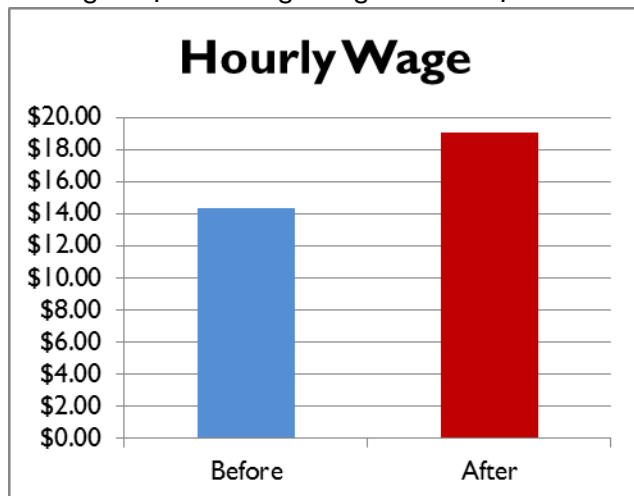
## CTE Employment Outcomes Survey for Certificate & Degree Completers 2014 Shasta College Summary Results – All Vocational Programs

*Figure 3 Work status before studies/training and after earning a degree/certificate*



- The hourly wage of completers increased 32.8% from before their studies (\$14.35) to their hourly wage after completing a degree/certificate (\$19.06). See Figure 4 below.

*Figure 4 Increase in earnings from before studies and training to after earning a degree or certificate*



### Summary and Conclusions

The results of the survey show that earning a certificate or degree is related to positive employment outcomes. After graduation, a majority of certificate/degree completers are employed, with two-thirds (67%) working in the same field as their studies, and (45%) working full time. On average, certificate/degree completers posted a 33% increase in their hourly wage after earning their credential and the vast majority were satisfied with the education and training they received at Shasta College.

This survey was developed by Marc Beam, Director Research and Planning, Shasta College on July 28, 2014. For further information contact the office of Research and Planning, at (530) 242-7670.

Prepared by Tracy Jennings  
Shasta College office of Research and Planning  
July 28, 2014