



Shasta College

Measure H Bond Projects & Capital Construction Update

Presented to the
Board of Trustees

3/11/2026



Financial Overview Highlights

Shasta-Tehama-Trinity Joint Community College District Measure H General Obligation Bonds

Cumulative Recap of Bond Activity
September 7, 2017 - February 28, 2026
Bond Income/Outflow

Tax Exempt Bonds

Bond Sales Series A (9/7/2017)	\$ 50,000,000
Series A Net Issuance Costs	(208,359)
Bond Sales Series B (10/3/2019)	20,000,000
Series B Issuance Costs	(119,820)
Bond Sales Series C (12/9/2020)	10,000,000
Series C Issuance Costs	(53,788)
Refunded 2009A/2008A Bonds	(7,987,268)
Additional Funds from Other Sources	27,809,345
Net Available Funds for Projects	\$ 99,440,110
Encumbrances	(1,587,687)
Project Expenditures to Date	(98,859,297)
Budget Remaining	(1,499,899)
Ending Available Funds for Projects	\$ (2,506,773)

Taxable Bonds

Bond Sales Series B-1 (10/3/2019)	\$ 20,000,000
Series B-1 Issuance Costs	(188,882)
Bond Sales Series C-1 (12/9/2020)	\$ 20,000,000
Series C-1 Issuance Costs	(186,450)
Bond Sales Series D (6/27/2023)	19,000,000
Series D Issuance Costs	(184,964)
Additional Funds from Other Sources	2,406,229
Net Available Funds for Projects	\$ 60,845,934
Encumbrances	(3,539,095)
Project Expenditures to Date	(29,887,122)
Budget Remaining	(13,733,878)
Ending Available Funds for Projects	\$ 13,685,839

Interest Proceeds for Future Allocation (through 12/31/25)

Fiscal Year	Tax Exempt Bonds	Taxable Bonds		Total Interest Proceeds
		GO Bonds	NMTC Interest	
2017-2025	\$ 3,027,826	\$ 2,327,052	\$ 139,137	\$ 5,494,015
2025-2026	265,153	374,123	-	639,276
TOTAL	\$ 3,292,978	\$ 2,701,175	\$ 139,137	\$ 6,133,291

Total Monthly Expenditures: \$1,159,173



Financial Overview Highlights *(continued)*

TAX EXEMPT BONDS: Cumulative Recap of Project Budgets, Additional Revenues, Encumbrances and Expenditures

Active Projects	Current Budget	Funds from Other Sources	Source	Bond Project Reserve Alloc.	Total Budget	Encumbered but not Expensed	Expenditures to Date	Budget Remaining
19-001 200 Building (Library) Renovation	7,515,030	15,589,000	(5)		23,104,030	8,240	22,888,415	207,374
20-003 800 Building Renovation	6,267,700	5,070,000	(5)		11,337,700	1,579,447	8,465,728	1,292,524
Total Tax Exempt Bonds	\$74,137,538	\$27,809,345			\$101,946,883	\$1,587,687	\$98,859,297	\$1,499,899

TAXABLE BONDS: Cumulative Recap of Project Budgets, Additional Revenues, Encumbrances and Expenditures

Active Projects	Current Budget	Funds from Other Sources	Source	Bond Project Reserve Alloc.	Total Budget	Encumbered but not Expensed	Expenditures to Date	Budget Remaining
Measure H General Expenses (Taxable Series Expenditures)	800,000	0			800,000	74,854	448,154	276,991
18-009A Campus Wide Infrastructure - Design	83,222	0			83,222	0	3,905	79,317
18-009B Campus Wide Infrastructure - Electrical Upgrades	513,497	0			513,497	21,865	416,124	75,508
18-010 SC Main Campus Keying & Access Control	374,998	0			374,998	30,157	93,835	251,005
21-007 100 Bldg-Phase 2 (Student Services Center)	10,500,000	0			10,500,000	123,766	821,105	9,555,129
21-002 1600 Building (Life Sciences) Renovation	1,663,000	0			1,663,000	342,750	201,125	1,119,125
23-006 700 Building Renovation	5,847,550	0			5,847,550	1,088,968	3,793,432	965,150
22-010 SC Main Campus Fiber Project - Phases 2 & 3	375,000	0			375,000	10,281	192,686	172,033
24-002 Space Refresh	600,000	0			600,000	34,900	473,376	91,724
24-009 SC Fire Academy 6-Story Fire Tower	913,300	2,300,000	(8)		3,213,300	1,743,805	401,966	1,067,530
25-002 1400 Building (Earth Sciences) Renovation	185,000				185,000	67,750	36,885	80,365
Total Taxable Bonds	\$44,753,866	\$2,406,229	\$0	\$0	\$47,160,095	\$3,539,095	\$29,887,122	\$13,733,878


There are no budget increases or decreases to report.



Spring/Summer Staff Moves

2026 | MAY - JUNE

MAY

S	M	T	W	T	F	S
26	27	28	29	30	1	2
3	4	5	6	7	8	9
10	11	12	13	14	15	16
17	18	19	20	21		23
24	25	26	27	28	29	30

700 - IT (May 4-8)

700 - IT (May 11-15)

800 (May 26-29)


JUNE

700 - Admin

S	M	T	W	T	F	S
31	1	2	3	4	5	6
7	8	9	10	11	12	13
14	15	16	17	18	19	20
21	22	23	24	25	26	27
28	29	30	1	2	3	4



800 Building (Instructional Classrooms) Remodel



Student Lounge



800 Building (Instructional Classrooms) Remodel *(continued)*



Accent Wall Color Added



800 Building (Instructional Classrooms) Remodel *(continued)*



700 Building (Administrative Offices) Renovation



700 Building (Administrative Offices) Renovation *(continued)*



700 Building (Administrative Offices) Renovation *(continued)*



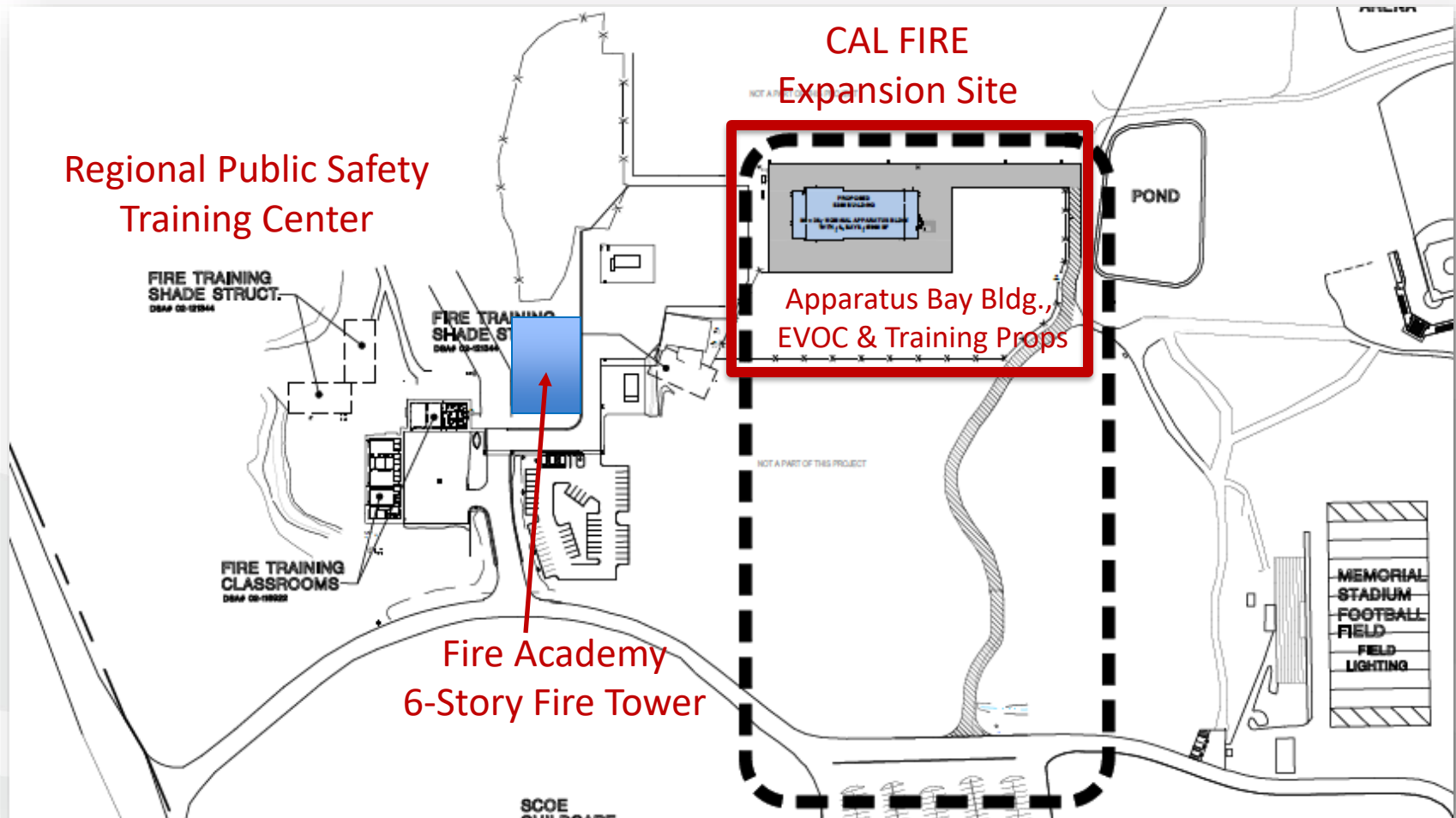
Community Leadership Conference Center



Dedicated event and regional training center to support community education, professional development, leadership programs and public engagement initiatives



CAL FIRE Expansion & 6-Story Fire Tower



SC Fueling Station

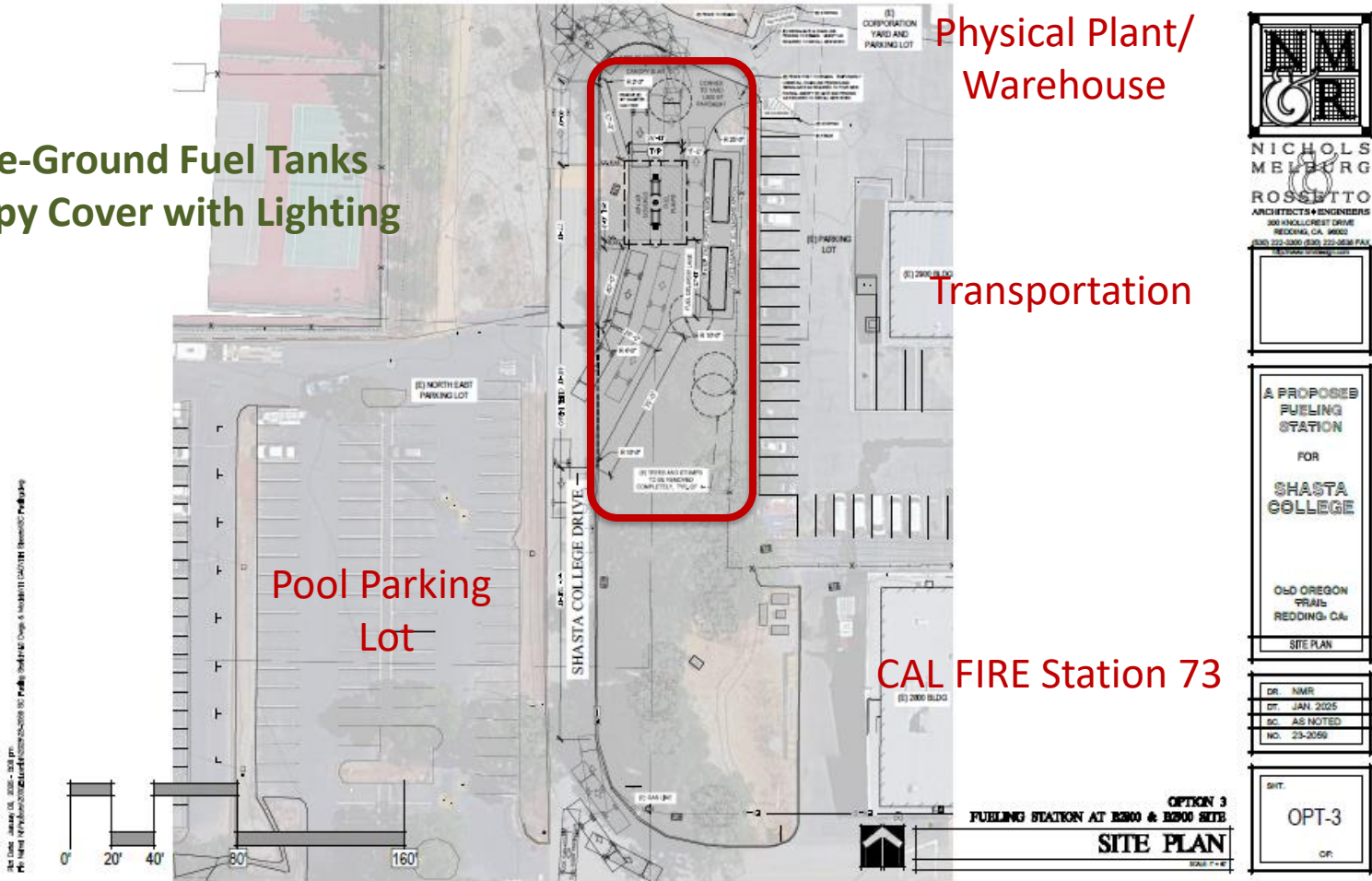
Above-Ground Fuel Tanks
Canopy Cover with Lighting

Physical Plant/
Warehouse

Transportation

Pool Parking
Lot

CAL FIRE Station 73



NICHOLS
MELBERG
ROSSETTO
ARCHITECTS & ENGINEERS
300 WALLCREEK DRIVE
REDDING, CA 96002
916 222-8300 (BUS) 222-0638 FAX



A PROPOSED
FUELING
STATION
FOR
SHASTA
COLLEGE

OLD OREGON
TRAIL
REDDING, CA
SITE PLAN

DR. NMR
DT. JAN 2025
SC AS NOTED
NO. 23-2059

SHT.
OPT-3
OF



100 Building Renovation





For more information...



About / Bond Projects / Measure H

Theresa Markword,
AVP of Facilities &
Capital Construction
tmarkword@shastacollege.edu
(530) 242-7699

Isabella Greenleaf,
Bond Project Coordinator
igreenleaf@shastacollege.edu
(530) 242-7978

Magan Kleinman,
Bond Program Fiscal Analyst
mkleinman@shastacollege.edu
(530) 242-7747

Kacie Richardson,
Bond Project Coordinator
krichardson@shastacollege.edu
(530) 242-7527

